



**RMG 4015**  
Crack Depth Measurement

**KARL DEUTSCH**

# RMG 4015


## Principle of Measurement



The crack depth meter: RMG 4015



Delivery in a sturdy hard case



Technical literature written by Prof. Dr. V. Deutsch

You are looking for an easy-to-use instrument to measure the depth of surface cracks in metals which you have detected by e.g. Magnetic Particle Testing (MT) or Penetrant Testing (PT)? You want to evaluate the extension, the orientation or the inclination angle of the crack so you are able to make a decision on a possible rework on the specimen? Or you want to monitor the growth of a crack with increasing operation time?

Then we recommend the crack depth gauge RMG 4015.

### Advantages of the RMG

Since alternating current (AC) is used, the measurement takes advantage of the skin effect: The current is urged to flow close to the surface and thus follows the contour of the crack to a great extent. An additional advantage: Due to low pulsed current the required result is achieved and possible burnt contact spots on the specimen can be avoided. The small, battery-operated handheld unit com-

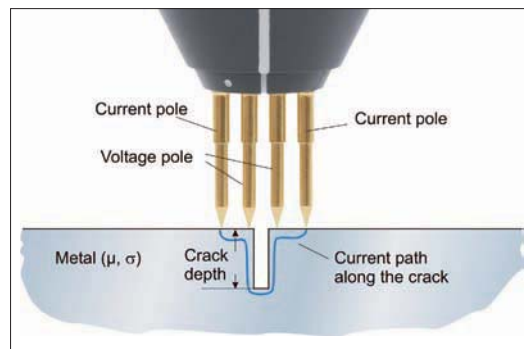
bins current generation, measurement technique and microprocessor-based evaluation and can be taken along conveniently to any job site.

The RMG is optimized for the use on steel, iron and austenitic material. A material specific calibration adapts the instrument to distinct electrical and magnetical properties. For this purpose the RMG offers various calibration methods: In the simplest case it is sufficient to execute a comparison measurement at a crack-free spot of the specimen. Higher precision is achieved by means of a comparison measurement at a reference notch with a depth close to the expected crack depth. A multiple point calibration over reference notches with varying depth covering the whole measuring range leads to the best results.

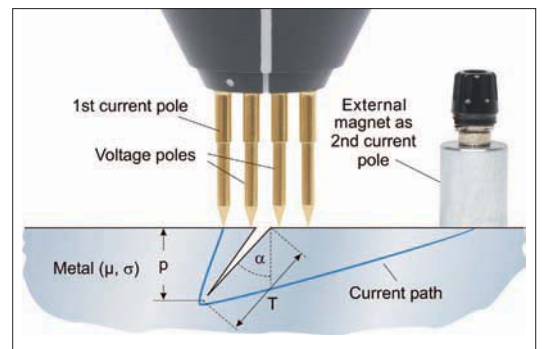
The crack depth gauge RMG 4015 can also be used on copper, brass, aluminium or other metallic material (however measuring range and resolution might be reduced). For difficult applications it is possible to adapt a special probe to specific requirements (on request).

### Measurement Technique

The RMG uses the potential drop method with alternating current: Via two current poles located left and right to the crack a constant alternating current is passed into the workpiece. The voltage drop between two additional poles positioned left and right to the crack is proportional to the crack depth. Conditions for a reliable measurement: The electrical and magnetical properties of the material surrounding the crack are sufficiently homogenous. The width of the crack has almost no influence on the measurement (Fig. left). For a crack depth measurement of inclined cracks the frequency of the alternating current is automatically lowered so that the electric current covers a wider area in the workpiece. Depending on the position of the external current pole (positioned either left or right with respect to the crack) different voltage drops result which are used to calculate the angle  $\alpha$  (Fig. right).



Crack depth measurement at normal cracks



Angle and depth determination of inclined cracks

# Key Properties and Probes

## All RMG properties at a glance

- Ideal accessory for MT or PT
- Small, battery-operated mobile instrument
- Low weight (225 g / 8 oz)
- Display of the crack depth in mm or inch
- Menu-guided operation
- Crack depth measurement also for inclined cracks in ferromagnetic material; resolution of 10° in steel is possible
- Orientation of inclined cracks determinable with special probe setup
- Robust probe design
- Easy choice of the right probe: Three standard probes are suitable for most workpieces
- Special probes for surfaces of complex shape and difficult to access crack locations
- Sturdy, exchangeable and gold plated contact pins
- Interface for printer and PC
- Memory for measured crack depths
- Fast evaluation (1 measurement per second)
- Single and continuous measurement operation
- Wide range of accessories: Control blocks, polishing fleece, self-twisting or needle contact pins
- Technical literature "Crack depth gauging with the potential probe method" is included
- Service: Repeated acceptance checks of instrument and probes possible
- Advice and knowledge: Our specialists will be glad to support you



Crack depth measurement of an inclined crack after angle determination



Measurement of a normal crack on a small area

## A solution for every problem:

Standard probes (all dimensions in mm)	Specification	Order no.
	Probe RMSQ 0° Square arrangement of the pins for measurement of normal cracks at difficult to access locations. Incl. 1 set of spare contact pins (standard pins)	4418.001
	Probe RMSL 90° 90° right-angled probe with linear arrangement of contact pins for measurement of normal cracks (e.g. inside of bore holes, inside of tubes). Incl. 1 set of spare contact pins (standard pins)	4417.001
	Probe RMSL-S 0° Linear arrangement of contact pins for measurement of inclined and normal cracks. The design of the probe allows for measurement at difficult to access locations. Incl. external magnet as 2nd current pole, cable and 1 set of spare contact pins (standard pins)	4421.001
	Probe RMSL-S 90° 90° right-angled probe with linear arrangement of contact pins for measurement of inclined and normal cracks (e.g. inside of bore holes, inside of tubes). Incl. external magnet as 2nd current pole, cable and 1 set of spare contact pins (standard pins)	4420.001
	Probe RMSL 0° Linear arrangement of contact pins for measurement of normal cracks. The design of the probe allows for measurement at difficult to access locations. Incl. 1 set of spare contact pins (standard pins)	4416.001
Special probes (all dimensions in mm)	Specification	Order no.
	Special probe RMSL 90° 90° right-angled probe with linear arrangement of contact pins for measurement of normal cracks. With a special arrangement of the pins it is possible to measure cracks with a width of more than 2.54 mm (0.1 inch).	4498.004
	Special probe RMSQ 90° 90° right-angled probe with square arrangement of the pins to measure particularly small, normal cracks in very narrow gaps.	4498.007
	Special probe RMSQ 0° Square arrangement of the pins to measure normal cracks at very difficult to access locations (e.g. inside deep bore holes, grooves).	4498.010

Gladly we support you concerning the solution of your problem and can suggest an appropriate special probe if required.

# RMG 4015

## Accessories – Order Data – Technical Data

### Order Data

	Order no.	Accessories	Order no.	Software	Order no.
<b>Crack depth gauge RMG 4015</b>	4015.003				
<b>Probes (incl. 1 set spare standard contact pins)</b>					
Crack depth probe RMSQ 0°	4418.001	RMG reference block (0–10 mm crack)	4720.002	STATWIN 2002, PC software for processing (for Windows 9x/XP/ME/2000/NT4.0)	2904.001
Crack depth probe RMSL 0°	4416.001	Charger (230 V) for inserted rechargeable batteries	2806.001	EasyExport, PC software for data transfer (for Windows XP/2000)	2905.001
Crack depth probe RMSL 90°	4417.001	Rechargeable battery set NiMH (2 x 1.2 V, size AA)	6016.001		
		External charger 230 V for NiCd/NiMH batteries (4 x size AA)	6015.001		
<b>Probe sets (for inclined cracks)</b>		Matrix printer (incl. 230 V mains unit, paper roll, printer ribbon)	6010.001		
Crack depth probe RMSL-S 0° incl. external magnet and cable	4421.001	Printer cable RMG 4015 for matrix printer 6010	1657.305		
Crack depth probe RMSL-S 90° incl. external magnet and cable	4420.001	PC cable RMG 4015 for RS232C interface (PC)	1657.307		
Special characteristic curve for non ferrous metals (NFe)	4901.001	Fitting tool to replace probe contact pins	4816.001		
		Protective bag for RMG 4015	4825.001		
		Literature: Crack depth measurement by Prof. Dr. V. Deutsch	6607.041		
				<b>Consumption material</b>	
				8 contact pins (standard)	4815.001
				4 contact pins (needle)	4815.002
				4 contact pins (self-twisting)	4815.003
				Polishing fleece (5 pcs.) for control block	4820.001
				Mains/charger unit (230 V)	
				for printer 6010	6013.001



Spare contact pins and fitting tool



Control block and polishing fleece



STATWIN 2002 with PC cable and probe RMSQ 0°

### Technical data of RMG 4015

<b>Application</b>	Depth measurement of surface cracks in electrically conducting materials
<b>Principle of measurement</b>	AC electrical potential drop method
<b>Dimensions (W x H x D)</b>	83 mm x 151 mm x 35 mm / 3.3 inch x 5.9 inch x 1.4 inch
<b>Weight</b>	225 g / 8 oz
<b>Power supply</b>	2 x 1.5 V Alkali-Manganese dry cells, size AA (mignon), alternatively 2 x 1.2 V NiCd or NiMH rechargeable batteries, size AA. Optical alarm in case of empty batteries.
<b>Operating time</b>	At least 11.5 hrs with Alkali-Manganese cells.
<b>Data storage</b>	A total number of approx. 3850 values can be stored in up to 300 batches. For each batch, a statistical evaluation can be printed out. This evaluation determines the minimum value, the maximum value, the average value and the standard deviation.
<b>Measuring range</b>	0 mm to 99.9 mm / 0 inch to 3.9 inch for ferrous material, 0 mm to 12 mm / 0 inch to 0.5 inch for aluminium, copper, brass.
<b>Measurement accuracy</b>	Depending on material and measuring range. Typical figure for two-point material correction: Ferromagnetic material 3 to 15 %, austenitic material 3 to 25 %.
<b>Serial interface</b>	RS232C to KARL DEUTSCH printer or PC: 4800 bauds, 8 data bits, 1 stop bit, no parity bit. USB-adapter available.
<b>Environmental conditions</b>	Operating temperature: From 0° C to 45° C, storage temperature: -20° C to 60° C with removed batteries, From 0° C to 45° C with inserted batteries (depending on battery type and brand).

**KARL DEUTSCH** Prüf- und Messgerätebau GmbH + Co KG  
 Otto-Hausmann-Ring 101 · 42115 Wuppertal · Germany  
 Phone (+49 -202) 71 92 -0 · Fax (+49 -202) 71 49 -32  
 info@karldeutsch.de · www.karldeutsch.de

DIN EN ISO  
 9001:2000  
 certified

# KARL DEUTSCH